

Fig. 1

- Series 850 and 851 interconnects are available in single and double row form.
- 850 & 852 series Headers use MM #4006-1 and #4006-2 pins. See page 166 details.
- 851 & 853 series Sockets use MM #4890-1 and #4890-2 receptacles, that accept pin diameters from .015"-.021" See page 129 for details.
- Insulators are high temp. thermoplastic.

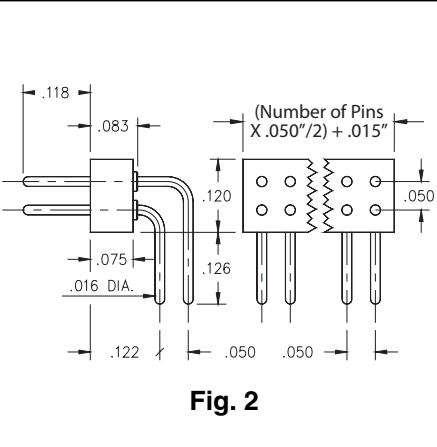



Fig. 2

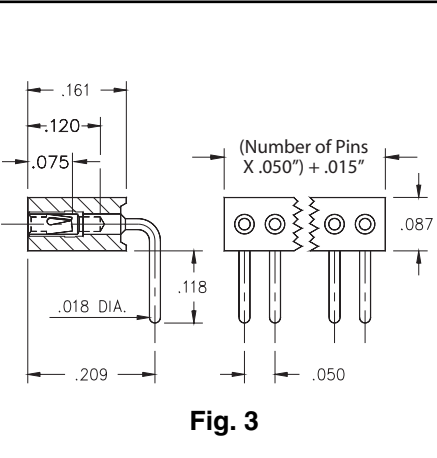


Fig. 3

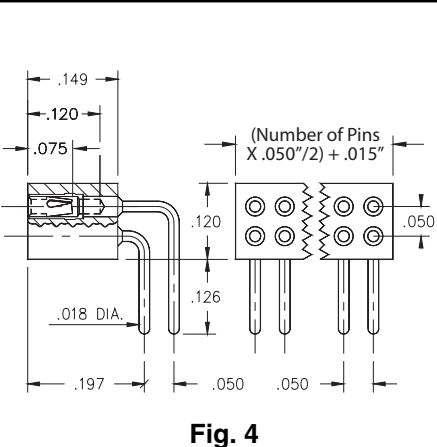


Fig. 4

Ordering Information

Fig. 1	Single Row	Right Angle Pin Header
	850-XX-0__-20-001000 Specify # of pins → 01-50	
Fig. 2	Double Row	Right Angle Pin Header
	852-XX-__-20-001000 Specify # of pins → 002-100	



XX= Plating Code
See Below

For RoHS compliance select **◇** plating code.

SPECIFY PLATING CODE XX=	10◇	90	40◇	
Pin Plating	10μ" Au	200μ" Sn/Pb	200μ" Sn	

Fig. 3	Single Row	Right Angle Socket
	851-XX-0__-20-001000 Specify # of pins → 01-50	
Fig. 4	Double Row	Right Angle Socket
	853-XX-__-20-001000 Specify # of pins → 002-100	



XX= Plating Code
See Below

For RoHS compliance select **◇** plating code.

SPECIFY PLATING CODE XX=	13◇	93	99	43◇	44◇
Sleeve (Pin)	10μ" Au	200μ" Sn/Pb	200μ" Sn/Pb	200μ" Sn	200μ" Sn
Contact (Clip)	30μ" Au	30μ" Au	200μ" Sn/Pb	30μ" Au	200μ" Sn